



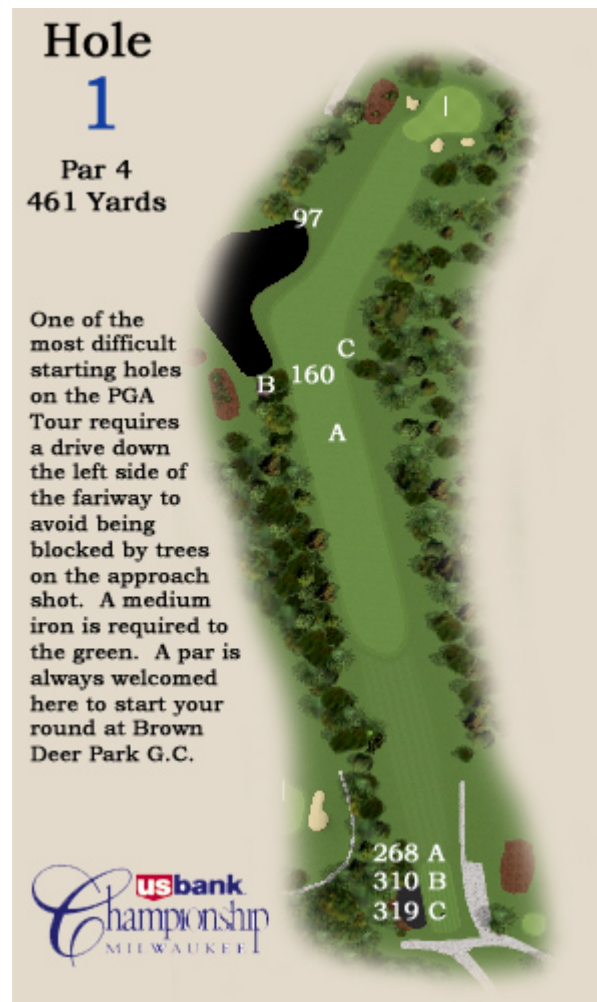
## **Brown Deer Park G.C. July 21-25, 2005**

**Here is a hole by hole description of the wonderful holes at Brown Deer Park Golf Course. By Chas Demster January 2004.**



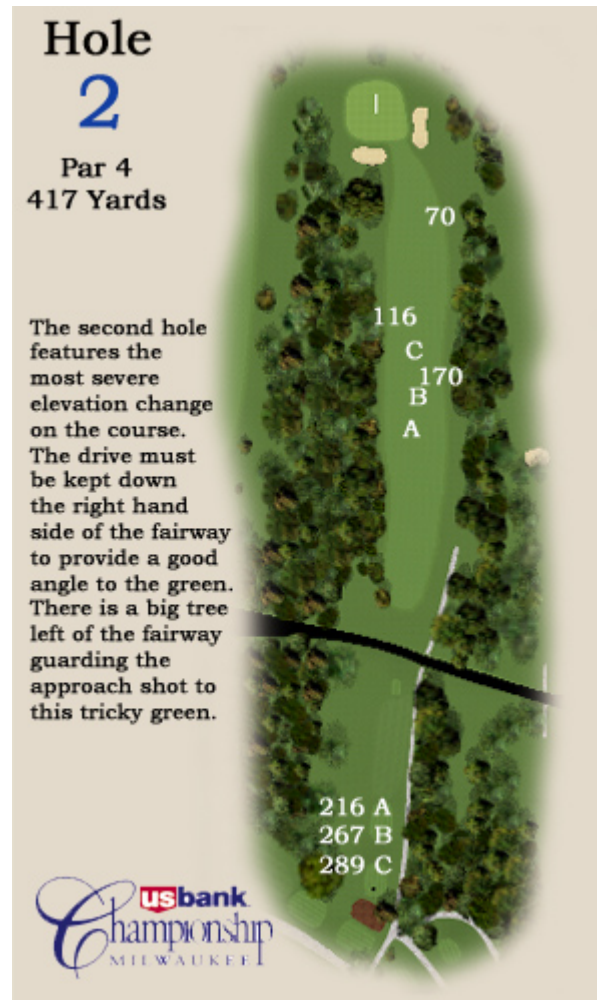
**17<sup>th</sup> Hole**

# Hole #1



The opening hole of Brown Deer Park is one of the toughest holes to begin a round on the PGA Tour. With the drive you must keep the ball down the left side of the fairway here or expect to open with a bogey. A drive in the first cut of rough down the left side is a lot better off then putting a ball down the right side of the fairway here. There is a pond that guards the left side of the fairway on this dogleg right but is over 310 yards from the back tee. The green is guarded by two front bunkers and a bunker on the left side. The toughest pins are on the right side of the green because of the trees contending with your approach shot. This putting surface is not too difficult it is everything else that is tough about this hole. A par is always a welcomed start here.

## Hole #2



This par 4 hole is considered a difficult hole for amateurs because of the steep uphill second shot. The drive is very important here as it has to be down the right side to give a good angle to the green on this dogleg left. There is a big tree guarding the approach shot about 50 yards short left of the green. The putting surface is kind of tricky with the toughest pin on the front left.

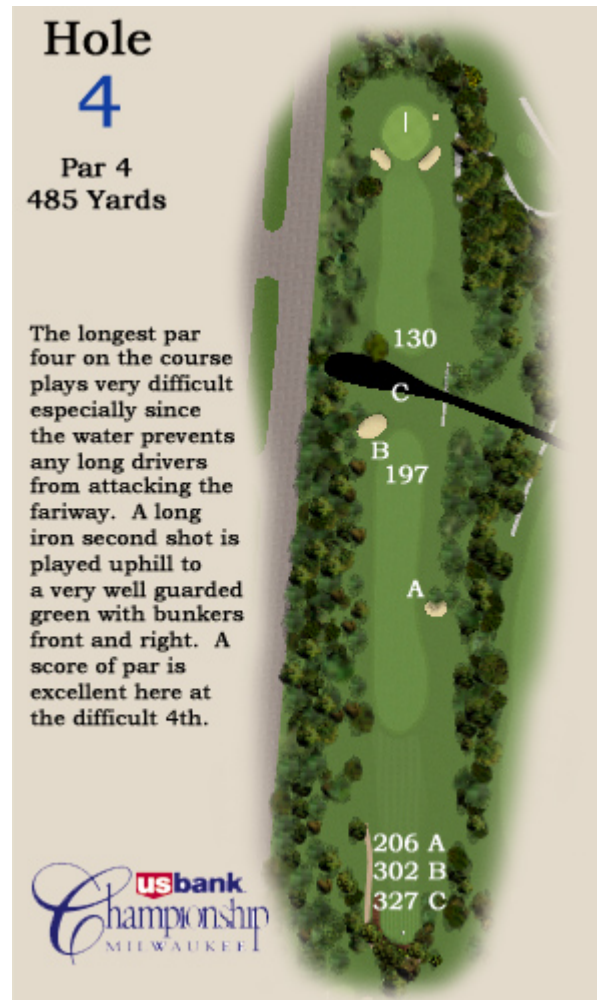
## Hole #3



The first par 3 at Brown Deer is a shorter slight downhill benign hole. The worries here are the pin positions that are up front because of the deep bunker and over hanging trees guarding the green. The green has a pretty steep back to front break to it.




## Hole #4



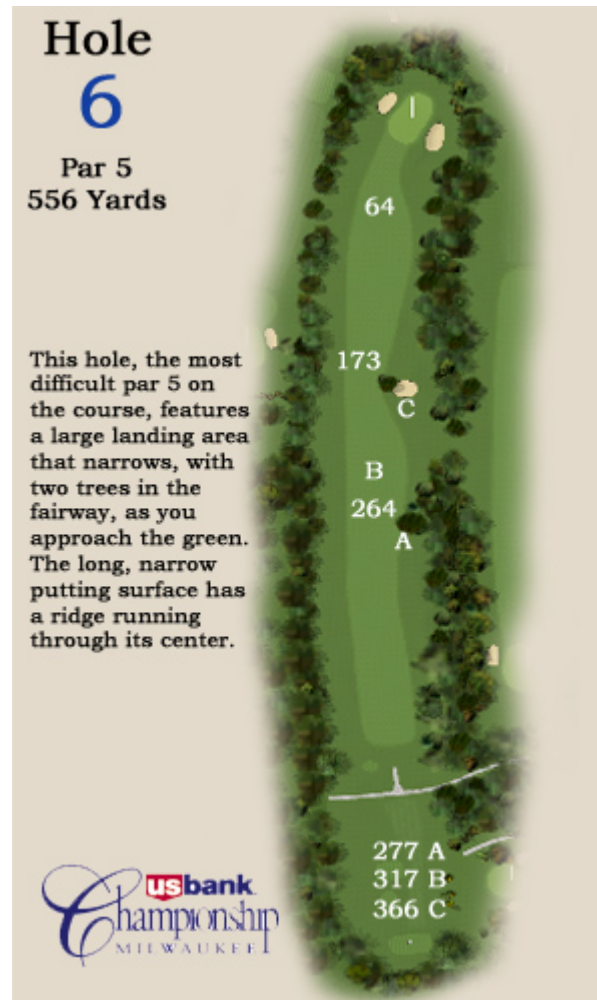
The longest par 4 on the course can give players fits from the PGA Tour. The downhill tee shot is usually against the wind so there is usually no worry about driving it all the way to the creek. The approach is a little uphill to a tough green guarded by three bunkers. Length is the biggest problem here. The busy Good Hope Rd runs along the entire left side of the hole gives the feeling you are playing along side a busy highway. You will notice a couple of office buildings across the street to really give you the feel of this being a municipal course.

## Hole #5



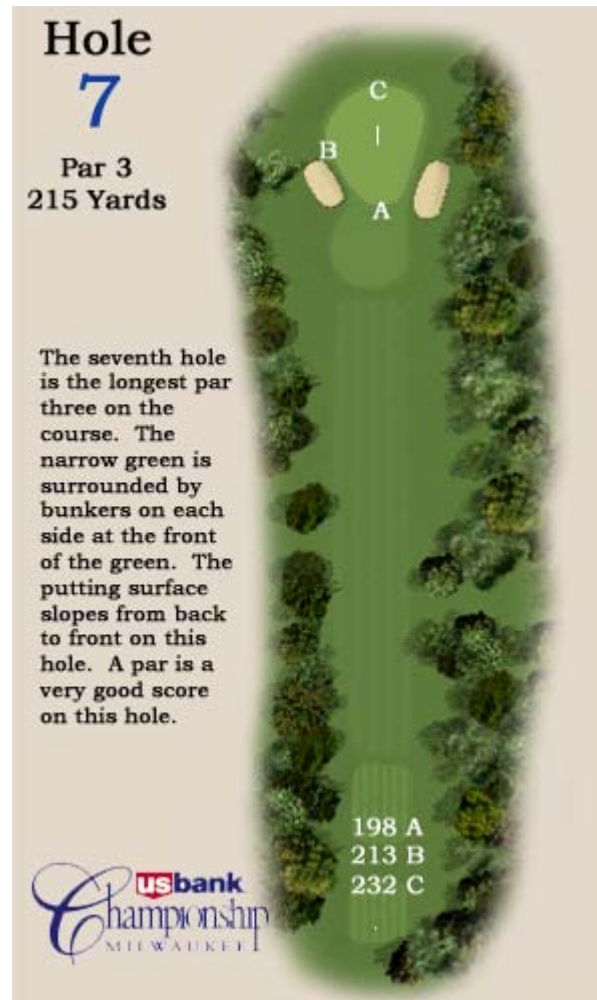
The second par 3 is the shortest on the course. There are two bunkers that keep the players honest on pins near the edge. The toughest pin is just over the bunker on the right. This is the hole that you can smell the Milwaukee's famous brats, Italian sausage and hamburgers being made to the right of the tee.

## Hole #6



This fairly flat par 5 is the first birdie hole at Brown Deer but for some reason this hole really gets to the pros. If you drive it right of the fairway there are two small trees near the fairway along with a fairway bunker that interfere with getting the ball back in play. There is out of bounds on the left side for the drive. If you hit the fairway with a little power you can go for the green in two. There is a front right bunker and a back left bunker that surround this narrow green which has a ridge going through the middle. There are some tricky putts on this green.

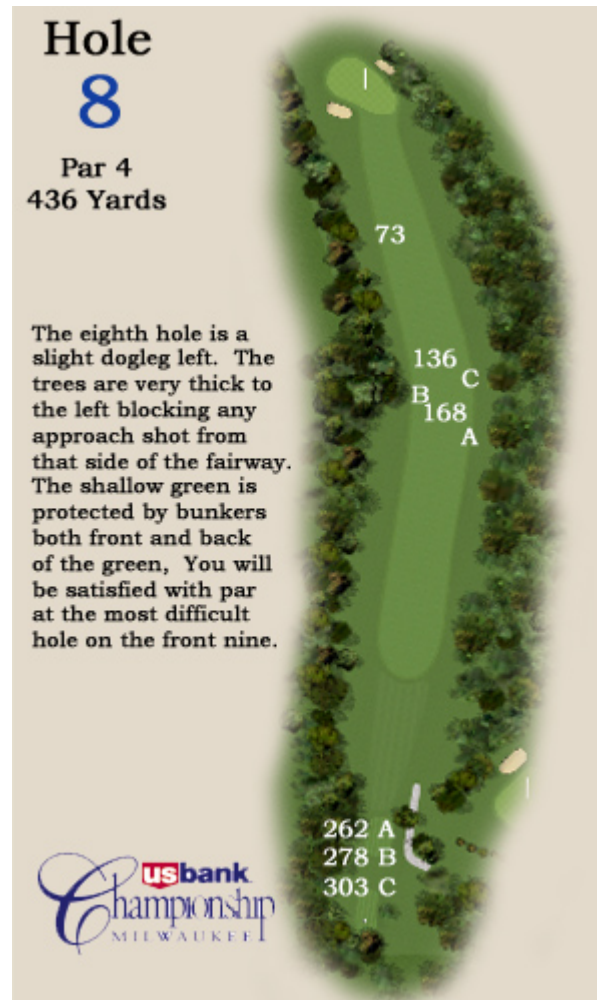
## Hole #7



This is the longest par 3 at Brown Deer. There is a bunker on each side of this green. The green slopes from back to front. A par is a good score here.



## Hole #8



If you miss left on your drive on this dogleg left and don't go out of bounds you will still have no shot to reach the green. There is a wall of trees in the way which makes for a pitch out. You will see a lot of pros hitting from the right rough for their approach shot. The green is not too deep but has tough pin positions tucked on the left just over the bunker. This is the 3<sup>rd</sup> of the three pretty difficult par fours on the front nine.

## Hole #9



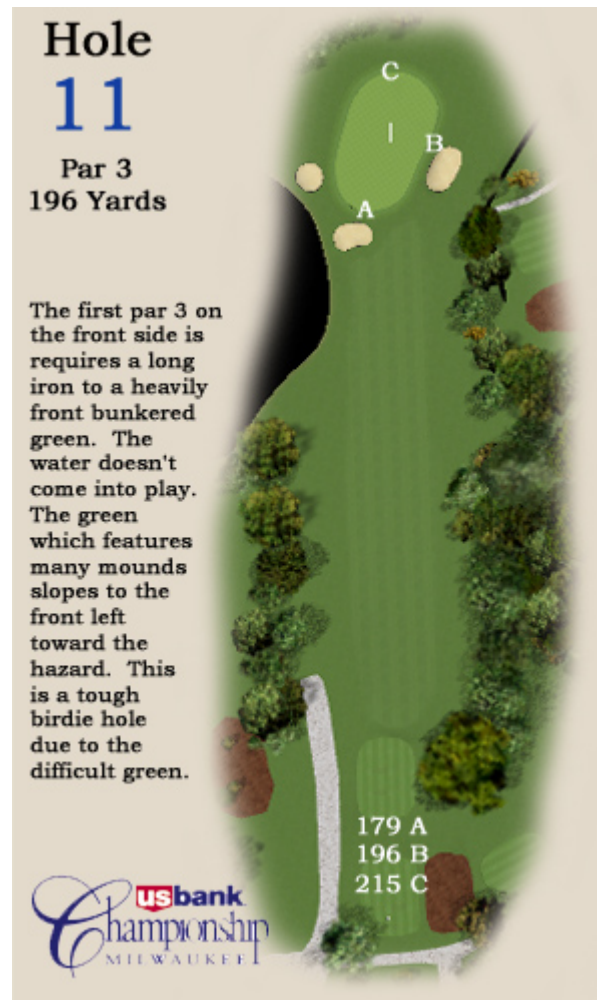
This short slightly uphill par 4 is a good birdie opportunity to close the front nine with a birdie. This hole usually plays with the wind so make sure to put the ball in the fairway with the easiest club you use. If your second shot is from the rough then the front bunkers will be in play and makes a birdie more difficult. This green has some small mounds in it so carefully look at your putts.

## Hole #10



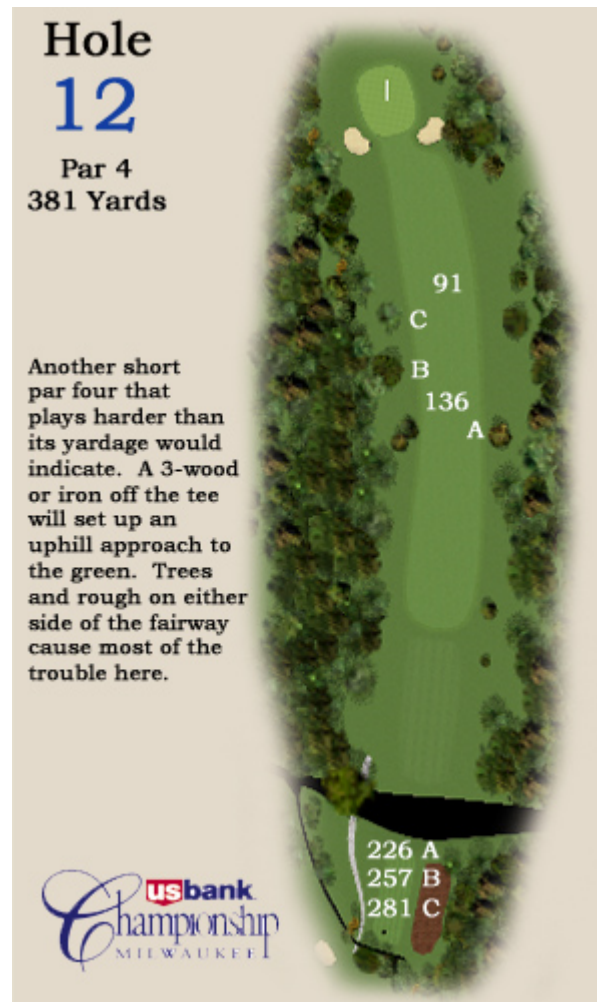
The first hole on the back nine is a long par 4 that plays downhill. There is a bunker on the left of the green which is three feet lower than the putting surface. If you miss it in that pit a bogie is probably coming. This is a tough green to read because there are a couple of falloffs on it to go with some high spots.

## Hole #11



This par 3 has a small pond that comes in play if you go a little wild left off the tee. This slightly downhill hole's biggest challenge is its wild green. The overall green break is toward the front left. There are some humps and bumps to contend with also. This is a tough hole to birdie because of its deceptive green.

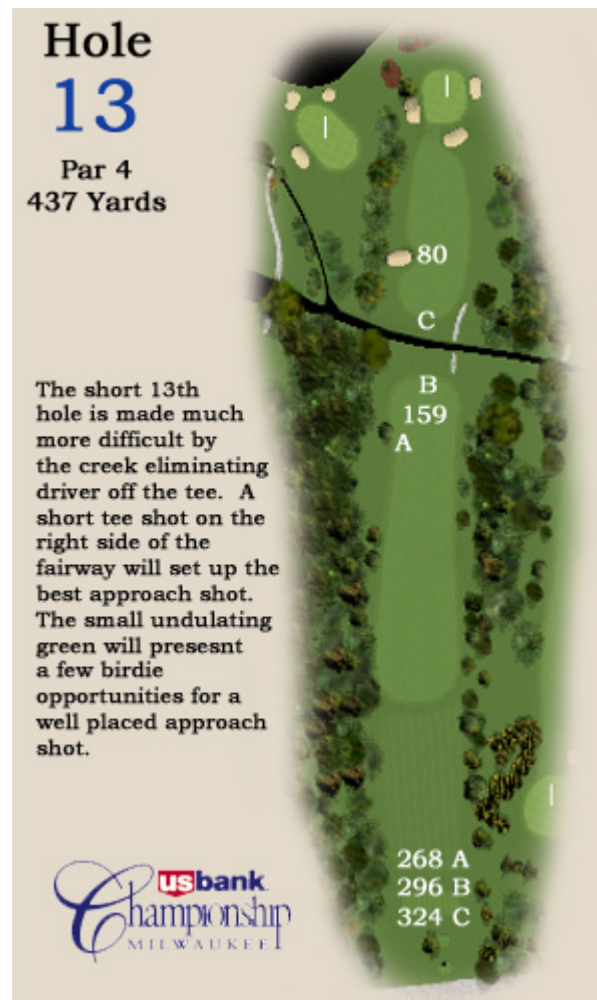
## Hole #12



This is another par 4 at Brown Deer that looks easy by its yardage but will give players fits. The tee shot is all about position on this dog leg left. If you are in the fairway the hole could be birdied fairly easily if you figure the uphill approach correctly. The hole becomes difficult when playing from the rough or spinning it back off the front of the green on front pins. The green is deceptive but playable if you putt from the right angle.

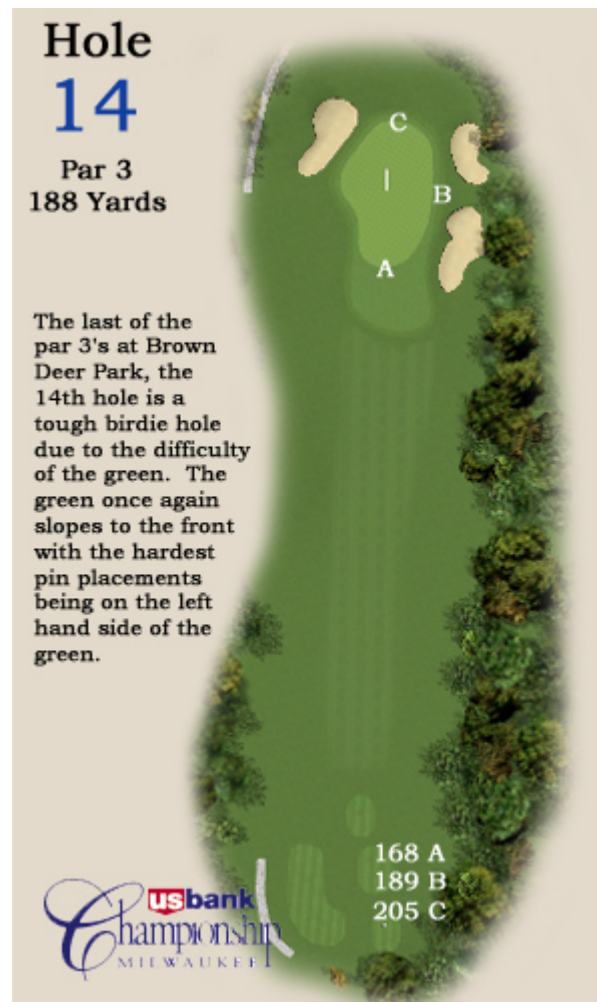


## Hole #13



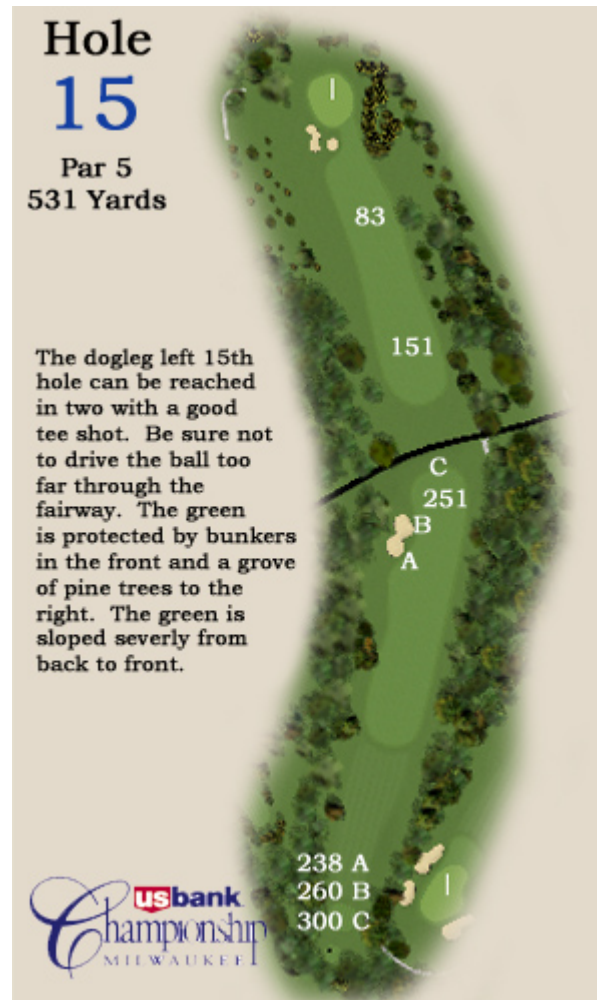
The tee shot is down hill and if played with the wind you must make sure you don't drive it through the fairway and worse drive it into the creek. The second shot is a mid iron to another deceptive green surrounded by three bunkers with high spots and falloffs to contend with. This hole is a toughie.

## Hole #14



This is final of the five par 3's and is deceptive to get the ball close especially on left hand pins. The green is another deceptive one with breaks mainly going to the front of the green.

## Hole #15



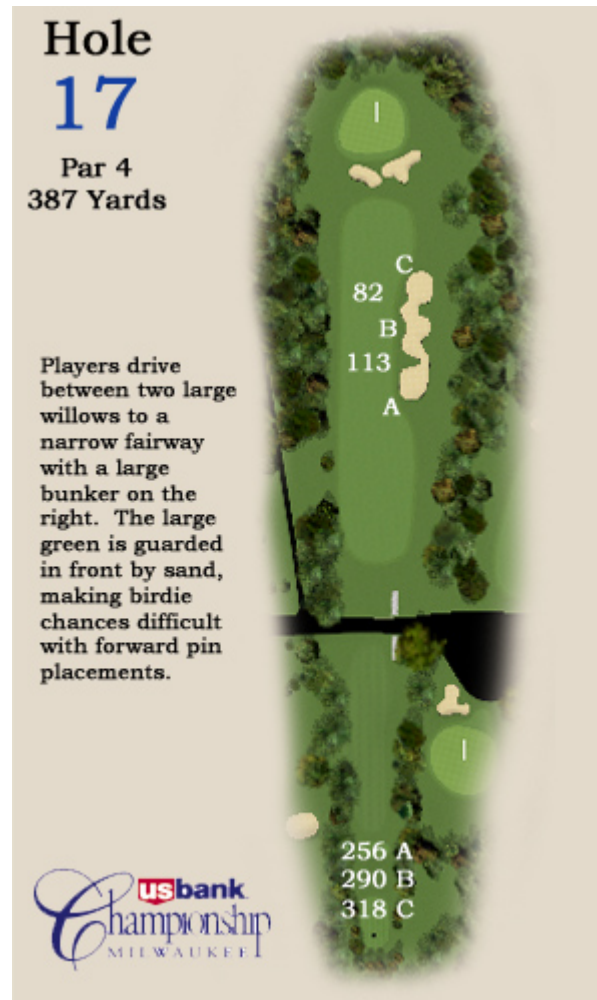
This is my favorite hole at Brown Deer. This par 5 is a dogleg left with the creek coming into play around 315 from the tee. The goal is to drive it as close to the end of the fairway as possible but there is a down slope that comes off the left fairway bunker that could excel your drive into the rough. If hitting from the fairway you can go for the green in two but there are two bunkers the guard the front left of the green but there are a grove of pine trees right next to the right side of the green. The green is sloped back to front pretty severely. This hole seems like an easy birdie but the shots better be quality to give a tap in birdie or an eagle chance.

## Hole #16



This downhill tee shot is all about placement. Yes you can hit drive to the end of the fairway but there is no reason to try. Put on 240 yards in the fairway in between the fairway bunkers and this will leave you a full wedge or sand wedge second shot over the pond to another tricky green. Do not go long with a back pin because it is steeply downhill from behind the green. Good luck finding a level putt here.

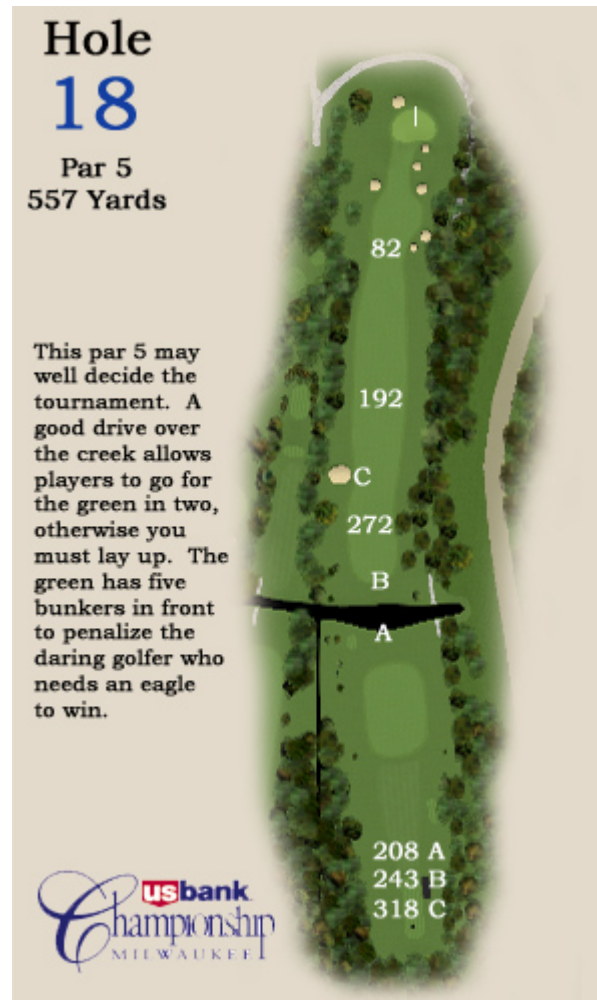
## Hole #17



This hole is almost the same yardage as the previous hole but going in a different direction. This hole plays totally different with it going a little uphill. The drive is through a narrow chute of trees and must miss the very long fairway bunker on the right side. The approach is a little uphill over two front bunkers to a green that has a false front so front pins are the most difficult.



## Hole #18



The finishing hole at Brown Deer is a good par 5. This hole doglegs slightly right usually against the wind and plays uphill after the tee shot. The tee shot must carry the creek which requires 240 yards. If you get a chance to go for the green in two you must avoid the pot bunkers front right of the green. These are the toughest bunkers on the course because they are a ways from the green and are deep with tough lips. The green is severely sloped from back to front.

I hope you enjoy your round at Brown Deer Park G. C.  
Good luck and may your score be low.

